



# XCMG SYDNEY

SYDNEY - CANBERRA - WOLLONGONG - SOUTH COAST

# XE155UCR LARGE EXCAVATOR



[xcmgsydney.com.au](http://xcmgsydney.com.au)

# XE155UCR

## PERFORMANCE, RELIABILITY & VALUE

### GLOBAL DOMINANCE

XCMG is the World's 3rd largest construction machinery manufacturer, with branches, dealers and service agents throughout Australia.

### EASY SERVICE ACCESS

All daily maintenance points are easily reached and serviced from the ground, ensuring simple day-to-day checks for the operator.

### CUMMINS ENGINE

Renowned Cummins engine with either a tier 3 model QSF 3.8 or B4.5, 4 cylinder, stage 5 emission standard engine - equipped with diesel particulate filter delivering maximum power and torque.

### EXCEPTIONAL HYDRAULICS

Class-leading Kawasaki 2x113.4 LPM hydraulic system delivers exceptional flow rates to attachments using a two tandem axial piston pumps.

### SAFETY VALVES

The XE155UCR has included as standard, safety valves on the arm and the boom, increasing operator and bystander safety.

### INTELLIGENT DESIGN

The innovative and practical design includes a Spacious ROPS and OPG climate-controlled cab and ergonomic setup with air suspension seat, delivering unmatched comfort and control.



# LARGE EXCAVATOR

## EFFICIENT RETURN

Large displacement main pump provides fast response, low speed, high torque, and low energy consumption - this creates reduced pressure loss and improved operating conditions.

## RELIABILITY & TRUST

XCMG's key focus is the complete satisfaction and success of every machine owner - making your business as profitable as possible.

## UNMATCHED SUPPORT

Your local dealer provides exceptional support throughout your machine's life: operation, maintenance and service from delivery to its very last day on the job.

## OPERATOR COMFORT

Air conditioning with cooling and heating temperature control, a multi-channel stereo sound system, ample storage, and colour LCD display ensures operator comfort all day long.

## LESS ENGINE SERVICE

500 hours until engine diesel filter replacement, engine oil replacement and filter replacement - plus long service intervals guaranteed for less down-time.

## REDUCED TAIL-SWING

The ultra-short tail swing, and short front turning radius, make it easier to work in small spaces. In tight areas it's a great advantage when you only need 4m to turn around.



*...built to last.*

# XE155UCR

## PERFORMANCE, RELIABILITY & VALUE

### ECONOMICAL DESIGN

The Cummins engine offers fuel efficiency and Kawasaki hydraulic pump reduces pressure loss by using smart match technology, working together to ensure maximum efficiency.

### MULTIPLE APPLICATIONS

Multi-function intelligent work tool control system can meet different operating requirements such as crushing, demolition, compacting, milling, hoisting and much more.

### REINFORCED CHASSIS

Upgraded X shaped undercarriage structure system improves load bearing performance, plus strengthened key stress-bearing parts of chain links improve the lifespan of the XE155UCR.

### IN-CABIN COMFORT

Silicone rubber shock absorbers are used to reduce vibration, fully adjustable seat and in cabin sensors to automatically adjust temperature in the cab to provide extra operator comfort.

### ALL ROUND VISIBILITY

The XE155UCR's large windows at the front, side and rear give the operator exceptional panoramic viewing, including a sunroof, for better all round vision while operating.

### FILTRATION SYSTEM

The three-stage filtration intake system can cope with severe dusty working conditions with wet or dry filter options, providing clean air in any operating conditions.



*Designed to perform...*

# LARGE EXCAVATOR

## EASY HYDRAULIC MAINTENANCE

Hydraulic maintenance includes 2000 hours of hydraulic oil and hydraulic oil suction filter element before replacement and 500 hours of hydraulic oil return filter before replacement.

## EXTRA SAFETY FEATURES

The XE155UCR cabin is structurally reinforced also including cab and door locks, alarm horn, rear window emergency exit, emergency escape hammer and the operators seat is equipped with safety belts.

## FUEL ECONOMY

Electronic controlled fuel consumption and auto-idle function reduces engine speed when controls are inactive or when the safety lever is switched off - plus fan speed is controlled resulting in lower noise and better fuel efficiency.

## DYNAMIC POWER MANAGEMENT


Activating the power boost control system increases digging and lifting force by 8.8%, auto-idling starts after 4 seconds when all controls are returned to neutral position decreasing overall fuel consumption.

## RIGID BOX TURNTABLE

The turntable adopts a rigid box structure to provide higher strength and improve the cab shock absorption ability. The engine mounting base structure is also strengthened to improve shock absorption.

## SMART TECHNOLOGY

The user friendly new control system can achieve faster data management, plus more efficient control with the integrated control panel. In addition, the large display screen provides multiple information at once, including rear camera display.




*...built to last.*

# ***XE155UCR***



*Easy service access  
to all componentry*



# LARGE EXCAVATOR

*Air suspension seat and user friendly joystick controls*



*8 inch screen display with detailed page layout*



# XE155UCR

*Easily reached external controls*





# LARGE EXCAVATOR

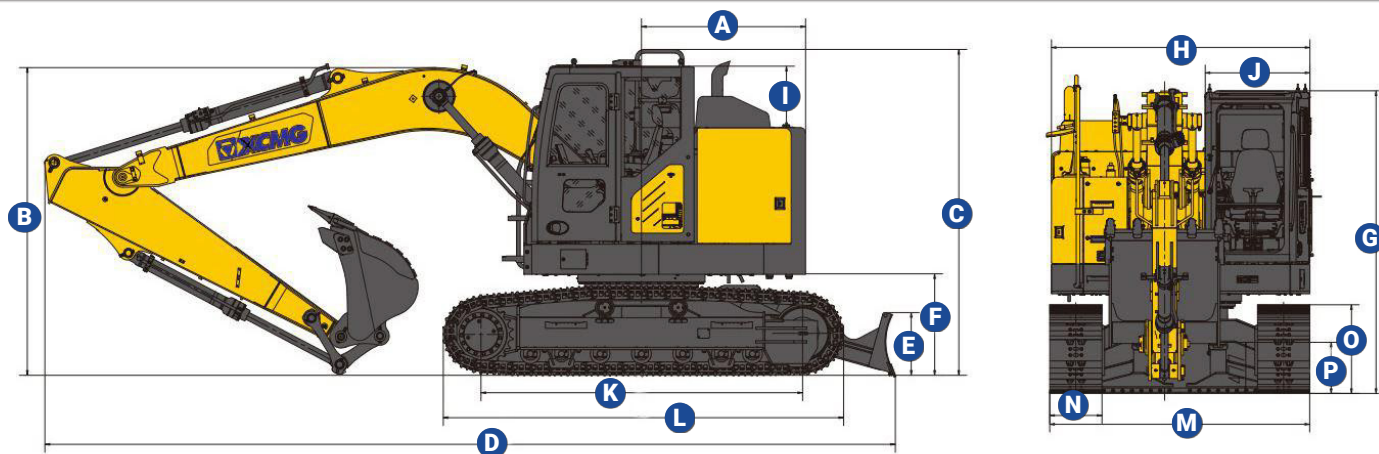


## XE155UCR LIFTING CAPACITY

Unit: 1000 kg	A	Chassis Frame	1.5 m		3 m		4.5		6 m		Max. Reach		
	B	Attachment	Front	Side	Front	Side	Front	Side	Front	Side	Front	Side	A
<b>One-Piece Boom 4.6 m Arm 2.52 m Shoe 500 mm Counter- weight: 2.8 t</b>	7.5m	Dozer Up			*3.56	*3.56					*2.66	*2.66	3.58
		W/O Dozer			*3.56	*3.56					*2.66	*2.66	3.52
	6m	Dozer Up					*3.27	*3.27			*2.14	*2.14	5.36
		W/O Dozer					*3.27	*3.27			*2.14	*2.14	5.44
	4.5m	Dozer Up			*3.78	*3.78	*4.32	*3.7	*3.18	2.36	*2.02	*2.02	6.46
		W/O Dozer			*3.78	*3.78	*4.32	*3.7	*3.18	2.36	*2.02	*2.02	6.38
	3m	Dozer Up			*7.36	*7.36	*5.37	3.82	4.14	2.52	*2.01	*2.01	6.92
		W/O Dozer			*7.36	*6.96	*5.37	3.82	3.68	2.25	*2.01	1.82	6.88
	1.5m	Dozer Up			*8.26	*6.38	*6.36	3.57	4.14	2.38	*2.08	*1.91	7.13
		W/O Dozer			*8.26	*6.14	5.67	3.41	3.56	2.24	*2.08	*1.78	7.13
	0m	Dozer Up			*7.22	*6.44	6.08	3.42	4.12	2.34	*2.34	1.84	6.86
		W/O Dozer			*7.22	*5.88	5.42	3.18	3.56	2.2	*2.34	1.71	6.86
	-1.5m	Dozer Up	*5.24	*5.24	*10.55	*6.32	6.18	3.46	4.06	2.28	*2.85	2.12	6.4
		W/O Dozer	*5.24	*5.24	*10.55	*5.92	5.2	3.28	3.52	2.08	*2.85	2.02	6.4
	-3m	Dozer Up	*9.04	*9.04	*8.46	*6.33	*6.12	3.44			*4.08	2.72	5.28
		W/O Dozer	*9.04	*9.04	*8.46	*6.14	5.56	3.26			*4.08	2.52	5.28

\*The maximum lifting capacity is limited by the hydraulic capacity of the machine.

# XE155UCR SPECIFICATIONS



XE155UCR	A	B	C	D	E	F	G	H	I	J	K	L	M	N	O	P
mm	1530	2860	3030	7924	2490	944	2885	2476	1947	994	3839	3733	2490	500	836	476

## KEY PERFORMANCE SPECIFICATIONS

Key Specs	Operating Weight:	16850 kg
	Engine Model:	Cummins QSF 3.8 or B4.5
	Maximum Torque:	500/1500 N.m
	Maximum Power:	91 kW @ 2200 rpm
	Fuel Tank Capacity:	200 L
	Piston Displacement:	273 in <sup>3</sup> (4.5L)
	Maximum Travel Speed:	2.9/4.7 kmph
	Grade Ability:	35 °/70%
	Ground Pressure:	0.424 - 0.307 cm <sup>2</sup>
	Arm / Boom Length:	2520mm/4600mm
	Safety Valves:	Yes, Included as Standard
	Bucket / Arm Digging Forces:	107/73.4 kN
	Minimum Swing Radius:	6185 mm
	Maximum Dig Height / Depth:	8650/5535 mm
	Maximum Swing Speed:	11.3 rpm
	Maximum Swing Torque:	34 kN.m
	Maximum Traction:	13.4 ton
Maximum Dump Height:	7180 mm	
Operator Station	Canopy / Cabin Type:	Enclosed Cabin
	Canopy / Cabin Safety:	ROPS & FOPS
	Seat:	Air Suspension
	Display Screen:	Yes, Included as Standard
Hydraulics	Pump Make:	Kawasaki
	Hydraulic Pump Type:	Two Variable Displacement Tandem Axial Piston Pumps
	Hydraulic System Flow:	2x113.4 LPM
	Cylinders on Boom:	Yes, 2 Included as Standard
Additional Features	Pilot Pump Type:	Gear Pump
	Track Shoe Width:	500 mm
	Emergency Stop:	Yes, Included as Standard
	Front Work Lights:	Yes, Included as Standard
	Rear View Mirrors:	Yes, Included as Standard
	Overheat Alarm:	Yes, Included as Standard
	Bucket/s Included:	Standard Capacity 0.7 m <sup>3</sup>

Note: specifications listed above are correct at March 2022 and are subject to change any time.

# ABOUT US

## INDUSTRY EXPERTISE

XCMG is one of Australia's fastest growing construction, mining and agriculture equipment suppliers.

Offering premium quality excavators, wheel loaders, compaction rollers, graders, elevated work platforms and more, XCMG has the products and the support to keep you working on any job site.

## MACHINERY SALES

XCMG know construction, mining and agri machinery. Count on our **dedicated and knowledgeable** team of product experts to take the time to understand and satisfy your machinery needs by recommending the right solution for the job.

## AFTERMARKET SUPPORT

We're here to help keep you and your machine working. With an **exceptional over-the-counter** fill rate on spare parts, you're assured that when you buy an XCMG machine, you'll be looked after throughout your machine's entire lifetime, from start to finish.

Every service job is as important to us as it is to you, and with a dedicated team of machinery technicians, we have ample resources to look after any of your machine repairs or servicing requirements quickly and efficiently.

## RENTALS & HIRE

If you need a high-performance machine with reliability you can trust, and the flexibility of hiring, we have you covered.

Our fleet is diverse, with machines to suit almost any job. Furthermore, because our rental fleet is maintained by factory-trained technicians, you can be confident that you'll not only be getting the best machines on the market, but that it's going to work as hard as you do, day-in day-out.

## ABOUT

*The World's 3rd largest manufacturer of construction and mining equipment.*

*Founded in 1943 - equipped with more than 8 decades of experience in the industry.*

*Manufacturing facilities located around the world: USA, Germany, China, Brazil and India.*

*Extensive supply chain and dealer network throughout Australia offering premium aftersales service and parts support.*

*Deep relationships with corporate giants Rio Tinto, BHP and MMG in Australia.*

## MINI / LARGE EXCAVATORS

*1 to 100+ Tonne*

## WHEEL LOADERS

*5 to 100 Tonne*

## COMPACTION ROLLERS

*1.5 to 30 Tonne Smooth & Padfoot*

## GRADERS

*7.5 to 70 Tonne*

## ACCESS EQUIPMENT

*Lift Heights from 5 to 21 Metres*

## MINING TRUCKS

*20 to 100 Tonne*

**FIND OUT MORE & LOCATE YOUR NEAREST DEALER:**

**[xcmgsydney.com.au](http://xcmgsydney.com.au)**

**“XCMG: FOR YOUR SUCCESS”**



# XCMG SYDNEY

**SYDNEY - CANBERRA - WOLLONGONG - SOUTH COAST**

## **YOUR LOCAL XCMG DEALER:**

---

**SYDNEY:** 119-125 Hume Highway, Chullora, NSW, 2190

**CANBERRA:** Lot 5, 44 Railway Street, Oakes Estate. ACT 2620

**WOLLONGONG:** 10 Harris Street, Port Kembla, 2505

---

**(02) 9099 9774**

[sales@xcmgsydney.com.au](mailto:sales@xcmgsydney.com.au)



[xcmgsydney.com.au](http://xcmgsydney.com.au)